



18600BUCM

Self-Contained Refrigerated Work Tables

Project _____

Item _____

Quantity _____

CSI Section 11400

Approved _____

Date _____

18600BUCM:

Self-Contained Refrigerated Work Tables

Models

- 18648BUCM 48" refrigerated work table
- 18660BUCM 60" refrigerated work table
- 18672BUCM 72" refrigerated work table
- 18691BUCM 91" refrigerated work table
- 18699BUCM 99" refrigerated work table
- 186114BUCM 114" refrigerated work table



18648BUCM

Standard Features

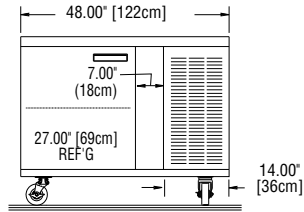
- Stainless steel exterior is standard
- Compressor is located on right
- Finished stainless steel ends
- Stainless steel top
- Environmentally friendly HFC-404A refrigerant
- Standard on casters
- High density foamed in place environmentally friendly, Kyoto Protocol Compliant, Non ODP (Ozone Depletion Potential), Non GWP (Global Warming Potential) polyurethane keeps energy costs low
- One year parts 90 day labor standard warranty

Options & Accessories

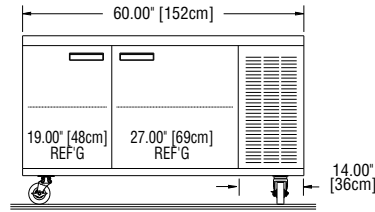
- Stainless steel back
- Laminate facing (full front)
- Laminate end
- Laminate back
- Tray racks
- Cutting board (20" wide x .5" thick)
- Legs, set of four or six
- 18" deep single tier stainless steel overself
- Refrigerated drawers, (2 or 3 high) 19", 24", 27" or 32" wide
- Lock
- 230V/50 cycle electrical system
- Additional shelf (specify door size)
- Remote refrigeration



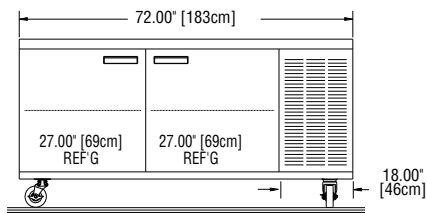
Elevation Views & Door Clearances



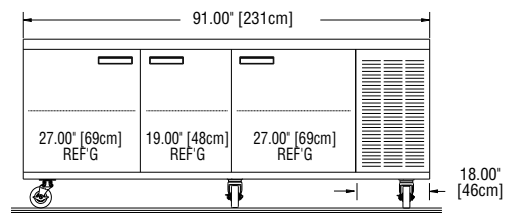
**Elevation View
18648BUCM**



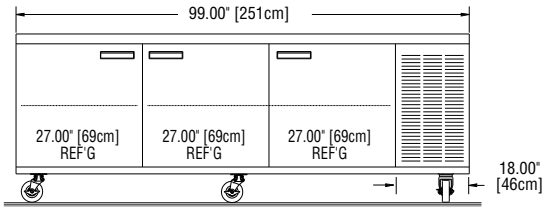
**Elevation View
18660BUCM**



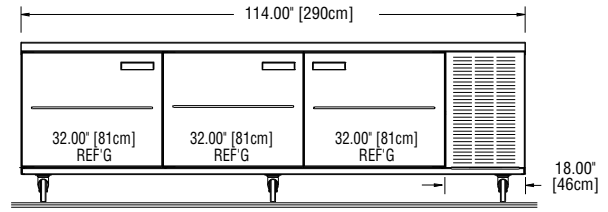
**Elevation View
18672BUCM**



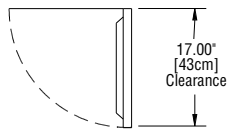
**Elevation View
18691BUCM**



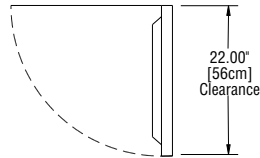
**Elevation View
18699BUCM**



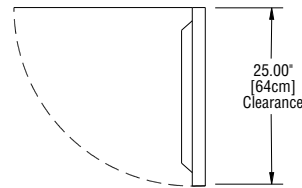
**Elevation View
186114BUCM**



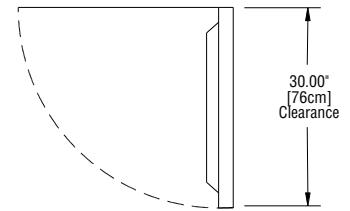
**19.00" [48cm]
Door**



**24.00" [61cm]
Door**




**27.00" [69cm]
Door**



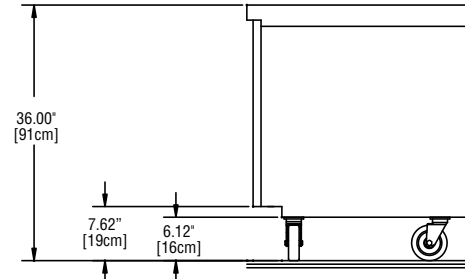
**32.00" [81cm]
Door**

NOTE: Unobstructed airflow must be maintained to insure unit performance and maintain warranty

All Models Plan View



All Models End View



18600BUCM

Specifications

Model	Number of Doors	Shelf Area	Storage Capacity	BTU Load	BTU Capacity	H.P.	Volts/Hertz/Phase	Amps	Nema Plug	Ship Weight LBS/KG
18648BUCM	(1) 27"	3.95ft ²	10.23ft ³	475	1462	1/5	115/60/1	8.0	5-15P	390/177
18660BUCM	(1) 19" & (1) 27"	6.51ft ²	15.12ft ³	686	1462	1/5	115/60/1	8.0	5-15P	435/197
18672BUCM	(2) 27"	7.90ft ²	18.10ft ³	856	2261	1/4	115/60/1	10.0	5-15P	495/225
18691BUCM	(2) 27" & (1) 19"	10.29ft ²	24.48ft ³	1169	2261	1/4	115/60/1	10.0	5-15P	535/243
18699BUCM	(3) 27"	11.85ft ²	27.46ft ³	1220	2261	1/4	115/60/1	10.0	5-15P	594/269
186114BUCM	(3) 32"	14.42ft ²	37.24ft ³	1373	2591	1/3	115/60/1	12.0	5-15P	685/310

Delfield reserves the right to make changes to the design or specifications without prior notice.



18600BUCM

Self-Contained Refrigerated Work Tables

Specifications

Exterior top is constructed of heavy duty stainless steel, with integral 2.12" (5cm) high square nosing at the front. Top is insulated with high-density insulation. Exterior back and bottom are galvanized steel. Exterior ends are finished with stainless steel.

Interior base has stainless steel back and bottom. Interior ends and door frames are thermoformed ABS plastic. Base is insulated with high-density foamed-in-place environmentally friendly, Kyoto Protocol Compliant, Non ODP (Ozone Depletion Potential), Non GWP (Global Warming Potential) polyurethane. Each interior door section has (1) removable epoxy-coated wire shelf.

Door(s) have stainless steel exterior front, with a thermoformed ABS plastic interior liner. Black recessed handle(s) and a snap-in magnetic gasket which is readily replaceable.

Base has a machine compartment, standard on right, with a condensing unit with condensate evaporator and an electrical junction box installed. Machine compartment has a removable louver for access to condensing unit. Blower coil(s) with expansion valve are located behind the door mullions.

Refrigeration system uses HFC-404A refrigerant, and will maintain 36°F (2°C) to 40°F (4°C) interior cabinet temperature.

Electrical connections are 115 volts, 60 Hertz, single phase. Unit has a 8' (2.4m) long cord and plug.

Casters: Unit is mounted on 5" (13cm) diameter casters; overall height of casters is 6.13" (16cm).

