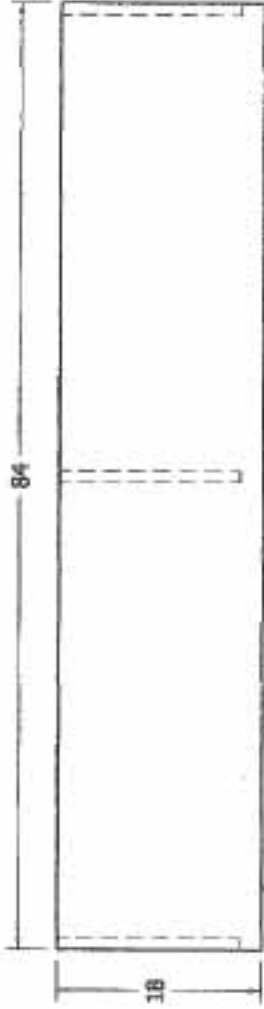
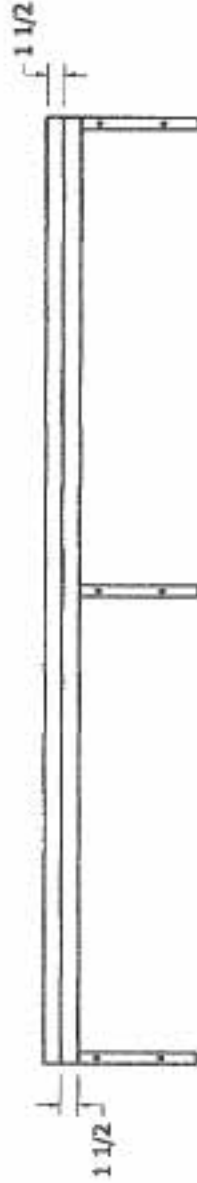
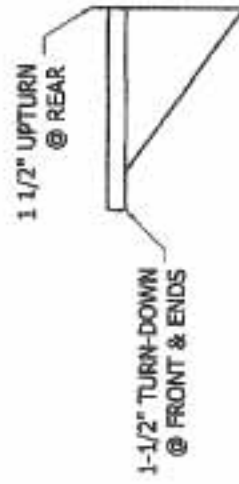


Phone: 1-800-726-0563  
Fax: 509-535-1493

304 S/S Construction  
W// #4 Finish



16 GA. 304 S/S  
CONSTRUCTION



Project: **SLWMS-18-84**

Project \_\_\_\_\_  
Customer \_\_\_\_\_

|               |                      |                    |                     |
|---------------|----------------------|--------------------|---------------------|
| Name: _____   | Date: ____/____/____ | Approved By: _____ | Drawing Name: _____ |
| Scale: N.T.S. | Drawn by: TCP        | Checked: _____     | _____               |



---

**Installation Notes:** The wall brackets should be mounted to the wall studs with screws (*not included*). Then the shelf should be centered on the wall brackets and glued to them with silicone adhesive (*not included*). To maintain the NSF Listing, you must allow at least 1” of clearance between the end of the shelf and the adjoining wall or other shelves. The shelf must also remain unmodified.