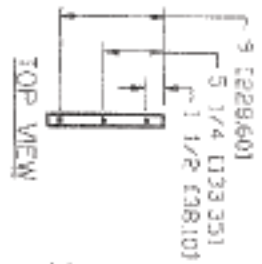
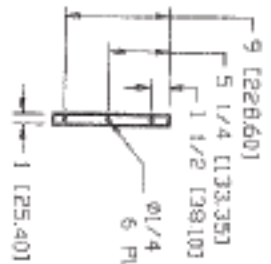


ISOMETRIC VIEW



TOP VIEW

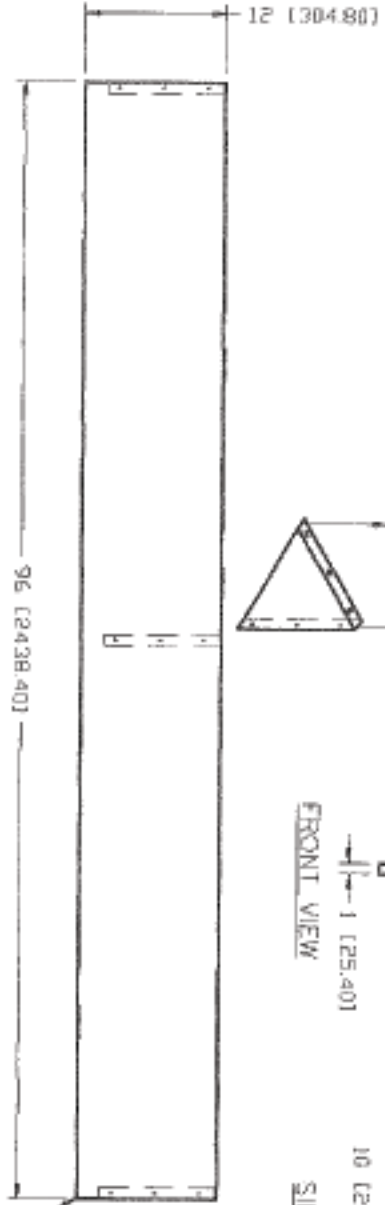
3 EA. SHELF BRACKETS
SHIP LOOSE



FRONT VIEW



SIDE VIEW

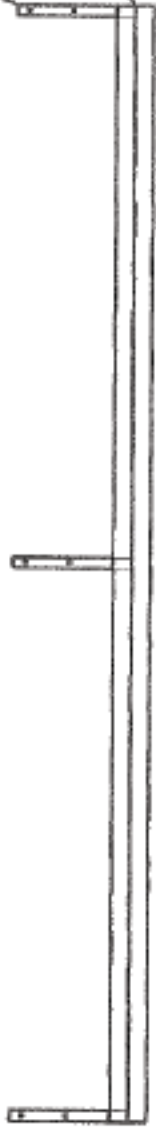


TOP VIEW

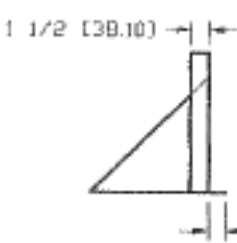
CORNERS TO BE SOLID
WELDED AND POLISHED
TO A MATCHING FINISH

18 GA (.05 U273)
430 S/S CONST.
W/ #4 FINISH

ALL RAW EDGES TO BE
GROUND SMOOTH & FREE
FROM SHARP EDGES &
BURRS)



FRONT VIEW



SIDE VIEW

EWMS-12-96

PO#

QTY



Phone: 1-800-726-0553
Fax: 509-535-1493



Installation Notes: The wall brackets should be mounted to the wall studs with screws (*not included*). Then the shelf should be centered on the wall brackets and glued to them with silicone adhesive (*not included*). To maintain the NSF Listing, you must allow at least 1” of clearance between the end of the shelf and the adjoining wall or other shelves. The shelf must also remain unmodified.