

ISOMETRIC VIEW
ISO VIEW NTS




TOP VIEW

18 GA. (06.1271)
430 S/S CONST.
W/ H4 FINISH

ALL RAW EDGES TO BE
GROUND SMOOTH & FREE
FROM SHARP EDGES &
BURRS

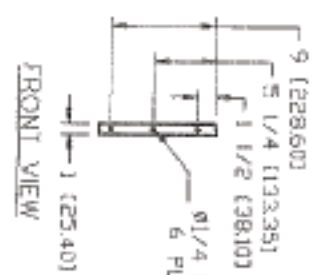


FRONT VIEW



TOP VIEW

3 EA. SHELF BRACKETS
SHIP LOOSE

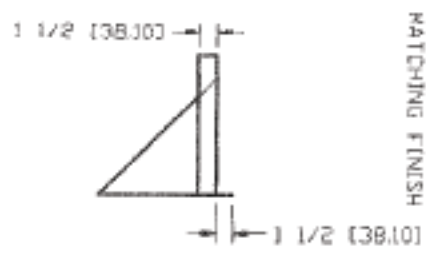


FRONT VIEW



SIDE VIEW

CORNERS TO BE SOLID
WELDED AND POLISHED
TO A MATCHING FINISH



SIDE VIEW

EWMS-12-72

PO#		QTY	 Phone: 1-800-726-0553 Fax: 509-535-1493
-----	--	-----	---



Installation Notes: The wall brackets should be mounted to the wall studs with screws (*not included*). Then the shelf should be centered on the wall brackets and glued to them with silicone adhesive (*not included*). To maintain the NSF Listing, you must allow at least 1” of clearance between the end of the shelf and the adjoining wall or other shelves. The shelf must also remain unmodified.