



Model S-6-26 shown with optional casters

Standard Features:

- Stainless steel exterior
- Heavy duty cast iron one piece top grates
- 22,000 BTU (natural gas or propane) Universal Burners (6)
- Center pilot lights to all open burners
- 30,000 BTU tube style even heat oven burner
- Heavy duty oven thermostat, temperature range 150°F-500°F (66°C-260°C)
- Large full size even heat oven with porcelain finish for a natural convected heat pattern
- 2 position oven rack guides with one oven rack
- 23 1/2" (597 mm) high stainless steel back guard with shelf
- 6" (152mm) high chrome steel legs with stainless steel adjustable inserts
- One year limited warranty on parts and labor (USA and Canada only)

Short Form Specifications:

Gas medium duty all purpose range with full size oven, 36" (915mm) wide, (6) open top Universal burners with heavy duty one piece cast iron top grates. Stainless steel 23 1/2" (597mm) high backguard with shelf. Available with optional 24" (610mm) griddle. Recommended for schools, cafes and restaurants.

Optional Features:

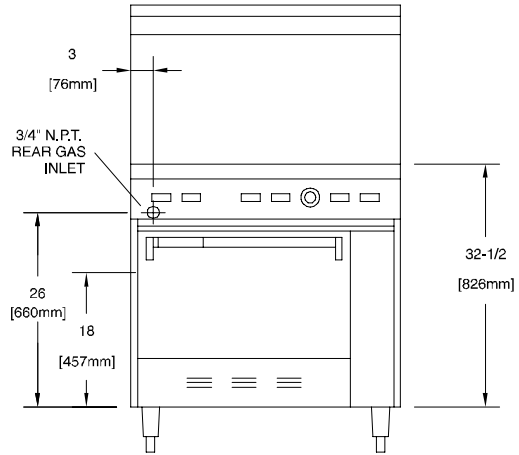

- ☐ Extra oven racks
- ☐ Heavy duty 5/8" (16mm) griddle plate, manually controlled, available in 24" (610mm) width on left hand side only.
- ☐ Hot top section in lieu of open burners
- ☐ Casters
- ☐ Storage base in lieu of oven.
- ☐ 3/4" (19mm) NPT flexible gas hose and quick disconnect and restraining device.

Type of Gas

- ☐ Natural
- ☐ Propane
- ☐ Elevation above 2,000 ft. – Specify ____ft.

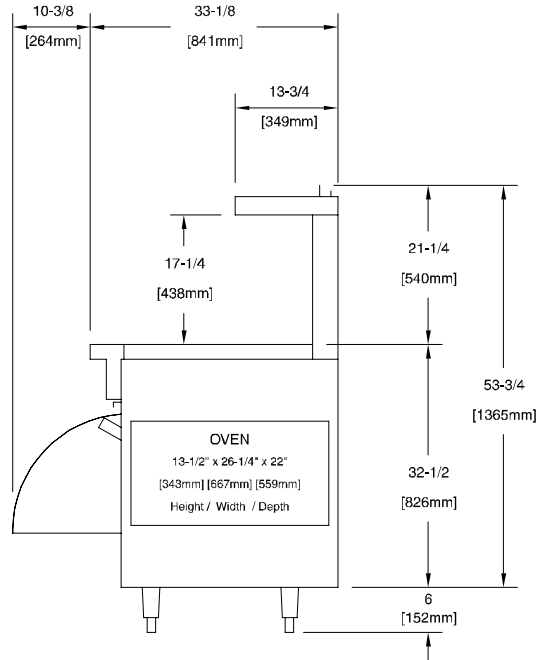


Model No.	Description		Shipping Information			
			Total BTU	Lbs.	Kg	Cube
S-6-26	Six Open Burners	w/Oven	162000	446	202	38
S-6		w/o Oven	132000	346	157	38
S-1HT-4-26	12" Hot Top, 4 Open Burners	w/Oven	136000	460	209	38
S-1HT-4		w/o Oven	106000	360	163	38
S-24G-2-26	24" Griddle, 2 Open Burners	w/Oven	122000	480	218	38
S-24G-2		w/o Oven	92000	380	172	38



Specifications:

	Model
Description.....	36" Sunfire
Width.....	36"
Depth.....	33 1/8"
Height w/o Legs.....	32 1/2"
Height w/Legs.....	38 1/2"
Type of Gas.....	Natural/Propane
BTU-Griddle Burner.....	24,000 ea
BTU-Open Top Burner.....	22,000 ea
BTU-Hot Top.....	24,000 ea
BTU-Oven Burner-Standard.....	30,000 ea
Oven Interior-Standard.....	26 1/4" W x 22" D x 13 1/2" H



4.5" w.c. natural gas
 10.0" w.c. propane gas

NOTE:

- Many local codes exist, and it is the responsibility of the Owner and Installer to comply with those codes.
- U.S. Range reserves the right to change or improve specifications without notification.
- These appliances are intended for commercial use by professionally trained personnel.
- 6" clearance from combustible walls required at rear of appliance.
- 9" clearance from combustible walls required at sides of appliance.