

Portable Cambar® Designer Series

650 Designer Series

Pre-Mix

Domestic Models

- BAR650DSDX - Pre-Mix
- BAR650DSCP - Cold Plate
- BAR650DS - Base Model

Features & Benefits

- Engineered to fit in standard elevators to be easily moved between locations. Ideal for suites and smaller gatherings.
- Decorative counter and front and side panels for upgraded appearance to fit in any decor. Panels are made from a thermoformed ABS plastic with a clear finish for UV, scratch and chemical resistance. Counter is a granite pattern over a fiberglass composite structure.
- Unique detachable front lifts off, giving complete access to all storage areas for inventory and cleaning or routing soda lines, tubes and hoses.
- Sealed-in eight-circuit patented cold plate has unique "roof top" design that directs melted water immediately into drainage channels and into the waste water bin. Keeps ice colder longer.
- Premium quality Wunder-Bar® 5-button pre-mix soda gun offers fast, low foaming delivery.
- Oversized 7-bottle speed rail with towel grips is standard with all models. Detaches for easy cleaning. Built-in partitions keep bottles separated to prevent breakage.
- BAR650DSDX includes:
 - Deluxe model with one 5-button Wunder-Bar® gun, 1 sealed-in cold plate, 1 CO₂ tank chain, 1 speed rail, 1 waste water bin, 1 retainer strap, and 1 each 80 lb. (37 Kg.) ice sink and cover.
- BAR650DSCP includes:
 - One sealed-in cold plate, 1 CO₂ chain, 1 speed rail, 1 waste water bin, 1 retainer strap, and 1 each 80 lb. (37 Kg.) ice sink and cover.
- BAR650DS includes:
 - One speed rail, 1 waste water bin, 1 retainer strap, and 1 each 80 lb. (37 Kg.) ice sink and cover.
- Molded high-density polyethylene is impact resistant and easy to clean. Won't dent, crack, rust, chip or break.
- Reinforced aluminum chassis and polyurethane structural foam core ensures unsurpassed strength.
- One ice sink, 80 lb. (37 Kg.) capacity with slide back cover for optimum sanitation.
- Four each 6" (15,2 cm) swivel casters, 2 w/ brakes, for smooth transport across carpet, cement or grass.
- Non-electrical.
- Minimal assembly required.
- Available in 3 decor combinations.

Item No. _____

Specifier Identification No. _____

Model No. _____

Quantity _____



BAR650DSDX




Manhattan Decor Combination (667)



Carmel Decor Combination (669)



Premium quality 5-button, pre-mix soda gun by Wunder-Bar®.



Detachable front for easy access to inventory and routing lines, tubes and hoses.

Approvals



Portable Cambar® Designer Series

650 Designer Series

Pre-Mix

Domestic Models

BAR650DSDX - Pre-Mix

BAR650DSCP - Cold Plate

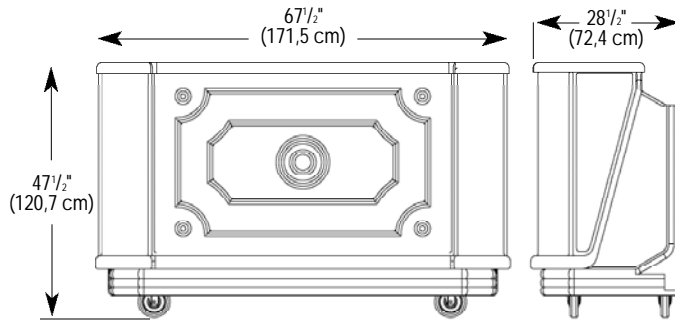
BAR650DS - Base Model

Item No. _____

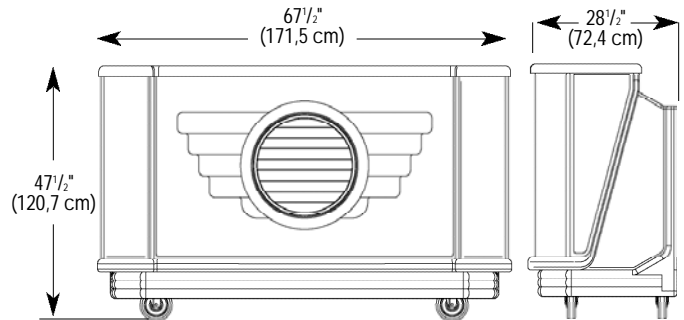
Specifier Identification No. _____

Model No. _____

Quantity _____



Sedona and Carmel Decor Packages
Front Panel Design



Manhattan Decor Package
Front Panel Design

BAR650DSDX / BAR650DSCP / BAR650DS

Specifications

Dimension Tolerance: +/- 1/4" (0,64 cm)

Code	Description	Overall Dimensions L x W x H	Case lbs./cube Kg/m ³
BAR650DSDX	Deluxe model with one 5-button Wunder-Bar® gun, 1 sealed-in cold plate, 1 CO ₂ chain, 1 7-bottle speed rail, 1 waste water bin, 1 retainer strap, 1 each 80 lb. (37 Kg.) center ice sink and cover and decorative counter and front and side panels.	67 1/2" x 28 1/2" x 47 1/2" (171,5 x 72,4 x 120,7 cm)	317 (59,09) 143,8 (1,67)
BAR650DSCP	1 sealed-in cold plate, 1 CO ₂ chain, 1 7-bottle speed rail, 1 waste water bin, 1 retainer strap, 1 each 80 lb. (37 Kg.) center ice sink and cover and decorative counter and front and side panels.	67 1/2" x 28 1/2" x 47 1/2" (171,5 x 72,4 x 120,7 cm)	307 (59,09) 139,3 (1,67)
BAR650DS	1 7-bottle speed rail, 1 waste water bin, 1 retainer strap, 1 each 80 lb. (37 Kg.) center ice sink and cover and decorative counter and front and side panels.	67 1/2" x 28 1/2" x 47 1/2" (171,5 x 72,4 x 120,7 cm)	217 (59,09) 98,4 (1,67)

Optional Accessories

- Wire Shelving 730WS
- Retaining Strap 730STP (2 each with Cambar)
- Retaining Chain for CO₂ canisters 730CHN (1 each with Cambar)
- 7-Bottle Speed Rail 730SR (1 each with Cambar)

Standard Colors

- Manhattan - Black base, Coal countertop and Brushed Pewter panels (667)
- Sedona - Granite Sand base, Cocoa countertop and Light Burlwood panels (668)
- Carmel - Black base, Coal countertop and Dark Burlwood panels (669)

Architect Specs

The pre-mix designer series portable bar shall be a Cambar650 Designer Series, manufactured by Cambro Mfg. Co., Huntington Beach, CA 92648 U.S.A. It shall be a Cambro Model... It shall be constructed of molded high-density polyethylene and foam-injected polyurethane with a built-in bumper and have a decorative counter and front and side panels. It shall have an access passage in the compartment for a water line or electrical cord. It shall have 4 each 6" (15,2 cm) swivel casters, 2 w/ brakes, on a molded-in aluminum

chassis. It shall be available with a Premium 5-button Wunder-Bar® pre-mix soda gun, sealed-in 8-circuit "roof top" design cold plate and CO₂ chain. It shall have an oversized, 7-bottle partitioned speed rail with towel grips, a waste-water bin and an 80 lb (37 Kg.) ice sink and slide-back cover. It shall have 1 retainer strap. It shall have a detachable front that lifts off. All models shall be available in three decor combinations.

Approvals

