

# SC-24/2S

# SC-36/2S

## HOT FOOD COUNTERTOP MERCHANDISER



SC-24/2S



SC-36/2S



- Low wattage fluorescent lighting at the top of each shelf enhances the display while the glass shelves provide evenly heated display surfaces with the low power usage of kinetic energy.
- Freestanding hot food merchandiser designed to promote impulse sales for carry out.
- Angled shelves designed to offer maximum product capacity and visibility.
- Packaged foods are held at safe temperatures to offer quality holding on each of the independently controlled shelves.
- Available in a 24" (610mm) or 36" (914mm) heated shelf width.

This countertop hot food merchandiser includes heavy-duty, non-magnetic stainless steel construction throughout. Each of the shelves are controlled by one (1) manual thermostat with a range of 0 to 10, with one (1) heat-on indicator light for each thermostat. The shelves are angled for visibility, and include warm-light fluorescents above each shelf. Front mounted heat guards provide extra customer protection. This hot food merchandiser is for use with pre-packaged foods only.

**MODEL SC-24/2S:** Two-tier countertop merchandiser, 24" (610mm) shelf width

**MODEL SC-36/2S:** Two-tier countertop merchandiser, 36" (914mm) shelf width



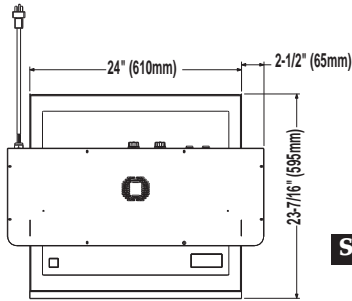
ANSI/NSF 4



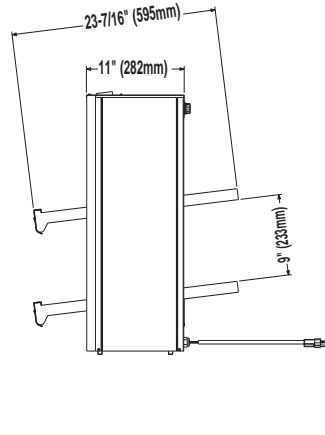
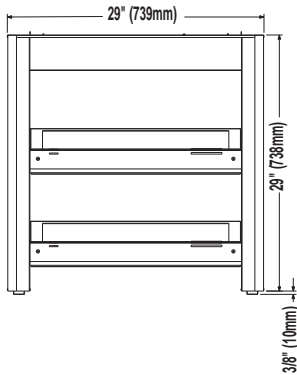
# SC-24/2S

# SC-36/2S



HOT FOOD COUNTERTOP MERCHANDISER



**SC-24/2S**



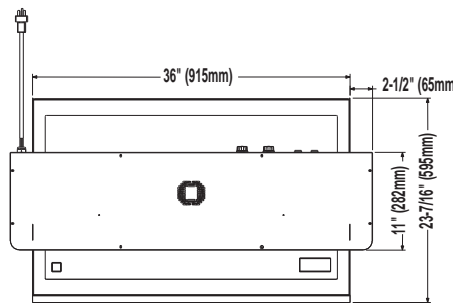
<b>DIMENSIONS:</b> H x W x D	
<b>SC-24/2S EXTERIOR:</b>	29-3/8" x 29" x 23" (747mm x 739mm x 589mm)
<b>SHELF DIMENSION:</b>	24"W x 23"D (610mm x 589mm)
<b>SC-36/2S EXTERIOR:</b>	29-3/8" x 41" x 23" (747mm x 1044mm x 589mm)
<b>SHELF DIMENSION:</b>	36"W x 23"D (915mm x 589mm)

<b>ELECTRICAL</b>						CORD & PLUG INCLUDED
	VOLTAGE	PHASE	CYCLE/HZ	AMPS	kW	
SC-24/2S	120	1	50/60	12.0	1.4	 NEMA 5-20P 20A-125V PLUG
	230	1	50/60	CONTACT FACTORY		
SC-36/2S	120	1	50/60	16.0	1.9	 NEMA 5-20P 20A-125V PLUG
	230	1	50/60	CONTACT FACTORY		

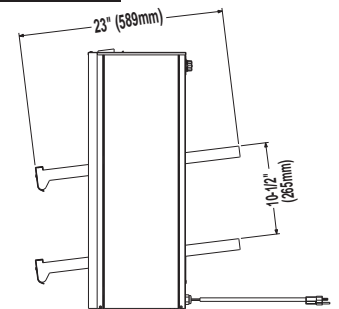
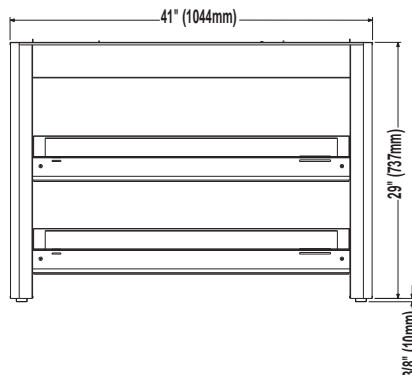
<b>PRODUCT CAPACITY</b>	
<i>FOR USE WITH PRE-PACKAGED FOODS ONLY</i>	
SC-24/2S:	12 wrapped sandwiches per shelf
SC-36/2S:	24 wrapped sandwiches per shelf

<b>WEIGHT</b>		
	SC-24/2S	SC-36/2S
NET	85 lb est. (39 kg)	105 lb (48 kg)
SHIP	215 lb est. (98 kg)	230 lb (104 kg)
<b>CARTON DIMENSIONS: H x W x D</b>		
	45" x 45" x 45" (1143 x 1143 x 1143mm)	45" x 53" x 45" (1143 x 1346 x 1143mm)

<b>INSTALLATION REQUIREMENTS</b>	
Unit must be installed level. It must not be kept in any area where it may be affected by steam, grease, dripping water, high temperatures, or any other severely adverse conditions.	
<b>CLEARANCE REQUIREMENTS</b>	
3" (76mm) at top for ventilation.	



**SC-36/2S**



<b>OPTIONS &amp; ACCESSORIES</b>		
<input type="checkbox"/>	SC-24 Divider Bar Kit	5004543
<input type="checkbox"/>	SC-36 Divider Bar Kit	5004544