

## 6•10esG SERIES COMBITHERM® COMBIOVEN



MODEL 6•10esG WITH COMBITOUCH CONTROL  
CAPACITY OF SIX (6) FULL-SIZE OR GN 1/1 PANS,  
SIX (6) HALF-SIZE SHEET PANS

- EcoSmart design uses less electricity and water than competitive models. Reduced energy setting further minimizes electricity use.
- Exclusive Gold-n-Brown™ features gives the operator the ability to achieve the ideal cooking environment for the ideal finish.
- Expandable system to meet your specific requirements.
- Cook with the included product temperature probe (not included as standard on S-control models) or by time.
- Cooks with variable steam, convection heat, or a combination of both to roast, steam, bake, or oven-fry. Cooking speeds are increased by as much as 70% compared to conventional cooking methods.
- CombiClean® feature uses jets of water for fully automated cleaning. Use either commercial-strength CombiClean Tablets or Combitherm Cleaning Liquid Spray.
- Boiler-free flash-steam generation increases reliability by eliminating boiler maintenance and boiler heating element burnout. Steam levels are maintained without a water reservoir.
- Optional, CombiSmoker® oven with smoking technology smokes any product, hot or cold.
- **CombiTouch®**
  - Intuitive CombiTouch control is fully operable from the touch screen.
  - Store up to 250 recipes, each with up to 9 steps. CombiTouch comes standard with more than 100 preprogrammed recipes and photos.
  - Six precise and consistent Gold-n-Brown™ browning levels.
  - Multi-shelf Timers track cooking time of seven different food items in the same oven.
  - Advance reversing fan design provides excellent baking results and prevents excessive water and power consumption.



Provide Alto-Shaam Combitherm® counter-top Model 6•10esG flash-steam gas CombiOven designed with EcoSmart® technology for reduced energy and water usage and include operational modes for steam, convection, and a combination of steam and convection heat. Standard features to include patented automatic steam venting; Gold-n-Brown™ browning function and a self-adjusting, flush-mounted rotary door handle. Oven is to be constructed of 18 gauge stainless steel, include an attached spray hose with backflow preventer, cool-down function, automatic cleaning function, and four (4) adjustable legs. Each oven is to accommodate up to 6 half-size sheet pans or 6 full-size hotel pans, include standard right-hand door hinging, six (6) non-tilt support rails (13" (330mm) horizontal width and 2-5/8" (65mm) vertical spacing between rails), and three (3) stainless steel shelves.

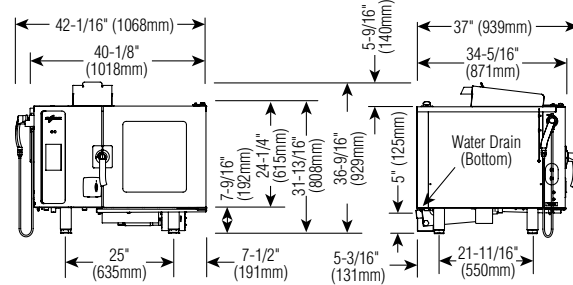
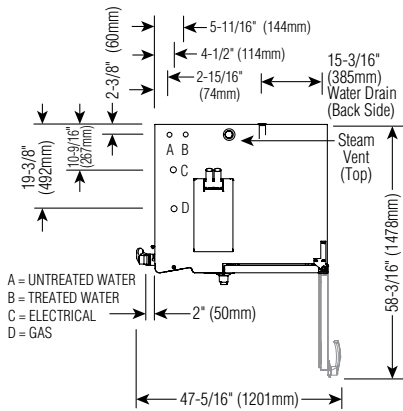
- |                          |                             |  |
|--------------------------|-----------------------------|--|
| <input type="checkbox"/> | <b>CombiTouch® Control:</b> | includes six different browning levels; two-speed reversing fan with coordinated venting system, USB port for data access, quick-connect single-point internal product temperature probe in the oven interior. |
| <input type="checkbox"/> | <b>Deluxe Control:</b>      | includes a quick-connect single-point internal product temperature probe in the oven interior and programming capability with Rapid-Touch™ operational quick-keys.   |
| <input type="checkbox"/> | <b>Standard Control:</b>    | includes a quick-connect single-point internal product temperature probe in the oven interior.   |
| <input type="checkbox"/> | <b>S-Control:</b>           | with quick-connect single-point internal product temperature probe in the oven interior as an option.  |

**FACTORY INSTALLED**

- Electrical Choices
  - Specify voltage:
    - 120 1ph
    - 208-240 1ph\*
    - 208-240 3ph
    - \* Touch only
- Gas Type
  - Specify choice:
    - Natural
    - Propane
- Smoking Function, optional
- Door Swing
  - Specify choice
    - Right-hand Door Hinging, standard
    - Left-hand Door, optional increases oven width by 2" (51mm)
    - Recessed Door, optional increases oven width by 4" (102mm)
- Alternate Burner Orifice - specify elevation for elevations higher than 2,000 feet (610m) above sea level
- Probe
  - Specify choice
    - Multi-point, hard-wired temperature probe [5005678] - not available on ovens with S-Control
    - Single-point, removable temperature probe - included on Touch, Deluxe and Standard controls
      - S-Control oven without smoker [5005679]
      - S-Control oven with smoker [5011457]
- Security Devices for correctional facility use.
  - Specify choices
    - Base package: excludes temperature probe
    - Anti Entrapment Device [5011081]
    - Control Panel Security Cover [5012224]
    - Hasp Door Lock (padlocks not included) [5011680]
    - Tamper-Proof Screw Package for oven [5011082]
    - Seismic Feet Package [5011135]



# 6•10esG SERIES COMBITHERM® COMBIOVEN



<b>STACKING COMBINATION DIMENSIONS: H x W x D</b>							<b>DIMENSIONS: H x W x D</b>	
<input type="checkbox"/> 6.10esG over 6.10esG 65-11/16" x 42" x 40-7/16" (1669 x 1067 x 1026mm) <input type="checkbox"/> 6.10esG over 10.10esG 75-5/16" x 42" x 40-7/16" (1913 x 1067 x 1026mm) <input type="checkbox"/> 6.10esG over 7.14esG 71-9/16" x 49-7/8" x 45-9/16" (1817 x 1266 x 1157mm) <input type="checkbox"/> 6.10esG over ASC-4G 75-13/16" x 42" x 44-5/8" (1924 x 1067 x 1134mm) <input type="checkbox"/> Mobile option with 5" (127mm) casters will add 2" (51mm) to the overall height.							<b>EXTERIOR:</b> 36-9/16" x 42-1/16" x 37" (929mm x 1068mm x 939mm) <b>EXTERIOR WITH RECESSED DOOR:</b> 36-9/16" x 46-1/16" x 37" (929mm x 1170mm x 939mm) <b>INTERIOR:</b> 17-3/4" x 17-3/8" x 26-13/16" (450mm x 440mm x 680mm)	
<b>WATER REQUIREMENTS</b>							<b>WATER QUALITY MINIMUM STANDARDS</b>	
<b>TWO (2) COLD WATER INLETS - DRINKING QUALITY</b> <b>ONE (1) TREATED WATER INLET:</b> 3/4" NPT* * Can manifold off of one 3/4" line. <b>ONE (1) UNTREATED WATER INLET:</b> 3/4" NPT* <b>LINE PRESSURE:</b> 30 to 90 psi 2.8 to 6.2 bar <b>WATER DRAIN:</b> 1-1/2" CONNECTION WITH A 2" MINIMUM AIR GAP INSTALLED AS CLOSE TO THE OVEN AS POSSIBLE							USING A WATER SUPPLY NOT MEETING ALTO-SHAAM'S MINIMUM WATER QUALITY STANDARDS WILL VOID THIS WARRANTY. It is the responsibility of the purchaser to ensure that incoming water supply is compliant with the specifications listed through adequate treatment measures. Installation of the CombiGuard™ Water Filtration System is recommended, but this system may not address all water quality issues present.	
<b>CLEARANCE REQUIREMENTS</b>							<b>Contaminant Inlet Water Requirements (untreated water)</b> Free Chlorine Less than 0.1 ppm (mg/L) Hardness Less than 3 gpg (52 ppm) Chloride Less than 30 ppm (mg/L) pH 7.0 to 8.5 Alkalinity Less than 50 ppm (mg/L) Silica Less than 12 ppm (mg/L) Total Dissolved Solids (tds) Less than 60 ppm	
<b>LEFT</b> 6" (152mm) <b>RECOMMENDED SERVICE ACCESS:</b> 18" (457mm) 20" (508mm) <b>FROM HEAT PRODUCING EQUIPMENT</b> <b>RIGHT</b> 4" (102mm) <b>TOP:</b> 20" (508mm) <b>FOR AIR MOVEMENT</b> <b>BACK</b> 4" (102mm) <b>BOTTOM:</b> 5-1/8" (130mm) <b>FOR LEGS</b> COUNTER-TOP INSTALLATIONS MUST MAINTAIN 4" (102mm) MINIMUM CLEARANCE FROM COUNTER SURFACE								
<b>GAS REQUIREMENTS (TYPE MUST BE SPECIFIED ON ORDER)</b>							<b>INSTALLATION REQUIREMENTS</b>	
CONNECTED ENERGY LOAD: 45,000 Btu / hr HOOK-UP: 3/4" NPT MINIMUM CONNECTED PRESSURE: 5.5" W.C. (Natural Gas) 9" W.C. (Propane) MAXIMUM CONNECTED PRESSURE: 14" W.C.							<ul style="list-style-type: none"> <li>Oven must be installed level.</li> <li>Hood installation is required.</li> <li>Water supply shut-off valve and back-flow preventer when required by local code.</li> <li>Alternate burner orifice is required for installation sites at elevations of 2,000 feet (610m) above sea level.</li> </ul>	
<b>ELECTRICAL (DEDICATED CIRCUIT REQUIRED)</b>								
MODEL	VOLTAGE	PH	HZ	AMPS	kW	AWG	CORD & PLUG	CombiSmoker® Additional kW
6•10ESG Touch	120	1	60	5.3	.61	AWG 12	NEMA 5-20P, 20A, 125V Plug	+ .7 kw
	208 – 240	1	60	5.0	1.04	AWG 12	no cord or plug	+ .7 kw
	208 – 240	3	60	5.0/ph	1.04	AWG 12	no cord or plug	+ .7 kw
6•10ESG	120	1	60	7.2	.83	AWG 12	NEMA 5-20P, 20A, 125V Plug	+ .7 kw
	208 – 240	3	60	3.2/ph	1.14	AWG 12	no cord or plug	+ .7 kw
<b>WEIGHT</b>		<b>CAPACITY</b>						
NET	400 lb est (181 kg)	FULL-SIZE PANS:		20" x 12" x 2-1/2"	Six (6)		Five (5)	
SHIP	515 lb (233 kg)	GN 1/1:		530 x 325 x 65mm	Six (6)		Five (5)	
CRATE DIMENSIONS: (L x W x H) 45" x 53" x 45" (1143 x 1346 x 1143mm)		HALF-SIZE SHEET PANS:* ON WIRE SHELVES ONLY		18" x 13" x 1"	Six (6)		Five (5)	
72 lb (33 kg) MAXIMUM								
VOLUME MAXIMUM: 45 quarts (57 liters)								

\*ADDITIONAL WIRE SHELVES REQUIRED FOR MAXIMUM CAPACITY



**CombiTouch**



**Deluxe**



**Standard**



**S-Control**

# 6•10esG SERIES COMBITHERM® COMBIOVEN



### Steam Mode

- Automatic steaming at 212°F (100°C).
- Quick steaming.
  - Touch — 213°F to 250°F (101°C to 121°C).
  - Deluxe, Standard, S-Control — 213°F to 248°F (101°C to 120°C).
- Low temperature steaming for poaching or proofing.
  - Touch — 85°F and 211°F (29°C and 99°C).
  - Deluxe, Standard, S-Control — 86°F and 211°F (30°C and 99°C).



### Combination Mode

- Combines steam and convection modes for faster production and better moisture retention.
- Improves yield, quality and shelf life.
- Automatic humidity control.
  - Touch — 212°F to 485°F (100°C to 252°C).
  - Deluxe, Standard, S-Control — 212°F to 482°F (100°C to 250°C).



### Convection Mode

- Cooking, roasting, baking and finishing applications.
  - Touch — 85°F to 485°F (29°C to 252°C).
  - Deluxe, Standard, S-Control — 86°F to 482°F (30°C to 250°C).



### Retherm Mode

- Bulk food or plated meal reheating with automatic steam injection.
  - Touch — 245°F to 320°F (118°C to 160°C).
  - Deluxe, Standard, S-Control — 248°F to 320°F (120°C to 160°C).
- Automatic humidity control.



### Gold-n-Brown™

- Gold-n-Brown vents just the right amount of humidity in the oven cavity for perfect browning.
  - Touch — Six levels of Gold-n-Brown are featured.



### Moisture Injection

- A quick burst of moisture can be added with a touch of a button at any time when cooking in the convection mode.




### HACCP Data Access (CombiTouch only)

- Records cooking mode, time and temperature completed within a two week time period. The information is captured in a text format and can be downloaded to a USB device.



### CombiSmoker® (option)

- Smoke any product, hot or cold, utilizing real wood chips.
- Functions in both combination and convection mode.
- Function can be programmed into operating procedure.
- Sample bag of wood chips included.



OPTIONS & ACCESSORIES		
<input type="checkbox"/>	<b>CHICKEN GREASE TRAY WITH DRAIN:</b> 1-1/2" (38mm) DEEP	5003463
<b>CHICKEN ROASTING RACKS:</b>		
<input type="checkbox"/>	➔ 6 CHICKEN CAPACITY — FITS FULL-SIZE PAN: 3 RACKS PER OVEN	SH-23000
<input type="checkbox"/>	➔ 8 CHICKEN CAPACITY — FITS FULL-SIZE PAN: 3 RACKS PER OVEN	SH-23619
<input type="checkbox"/>	<b>COMBIGUARD™ BWS BLENDED WATER SYSTEM</b> (INCLUDES 50 GALLON TANK, 1 MEMBRANE & 3 FILTERS)	FI-28727
<input type="checkbox"/>	<b>COMBIGUARD™ BWS REPLACEMENT FILTER CARTRIDGE AMS-QT</b>	FI-29316
<input type="checkbox"/>	<b>COMBIGUARD™ BWS REPLACEMENT FILTER CARTRIDGE SCLX2-Q</b>	FI-29317
<input type="checkbox"/>	<b>COMBIGUARD™ BWS REPLACEMENT PREFILTER FILTER CARTRIDGE CTO-Q</b>	FI-29318
<input type="checkbox"/>	<b>COMBIGUARD™ 10 TRIPLE-GUARD WATER FILTRATION SYSTEM</b> (INCLUDES 1 CARTRIDGE)	FI-23014
<input type="checkbox"/>	<b>COMBIGUARD™ 10 TRIPLE-GUARD REPLACEMENT FILTER</b>	FI-26356
<input type="checkbox"/>	<b>COMBITHERM CLEANING LIQUID</b> — SPECIALLY FORMULATED FOR COMBITHERM OVENS	
	➔ TWELVE (12) CONTAINERS/CASE, 1 QUART (C. 1 LITER) EACH [SPECIAL HANDLING REQUIRED]	CE-24750
<input type="checkbox"/>	<b>COMBICLEAN® TABLETS</b> — SPECIALLY FORMULATED FOR COMBITHERM OVENS	
	➔ 90 PACKETS EACH CONTAINER	CE-28892
<input type="checkbox"/>	<b>EXTENDED ONE-YEAR WARRANTY</b>	CONTACT FACTORY
<input type="checkbox"/>	<b>FRY BASKET, 12" x 20"</b> (325mm x 530mm)	BS-26730
<input type="checkbox"/>	<b>GAS LINE QUICK DISCONNECT KIT</b>	CR-33543
<input type="checkbox"/>	<b>GRILLING GRATE, 12" x 20"</b> (325mm x 530mm)	SH-26731
<input type="checkbox"/>	<b>HEAT SHIELD</b>	5013201
<input type="checkbox"/>	<b>PROBE, SOUS VIDE</b>	PR-34747
<input type="checkbox"/>	<b>SCALE FREE™</b> (CITRUS BASED, NON-CORROSIVE DELIMING PRODUCT)	CE-27889
<input type="checkbox"/>	<b>SERVICE START-UP CHECK</b> AVAILABLE THROUGH AN ALTO-SHAAM FASTEAM CENTER	SPECIFY AS REQUIRED
<input type="checkbox"/>	<b>SHELF, STAINLESS STEEL WIRE</b>	SH-2903
<b>STAND, STAINLESS STEEL (H X W X D):</b>		
<input type="checkbox"/>	➔ STATIONARY WITH SHELF	29-1/2" x 27-3/8" x 24" (749mm x 695mm x 610mm) 5005713
<input type="checkbox"/>	➔ STATIONARY WITH PAN SLIDES & SHELF	29-1/2" x 27-3/8" x 24" (749mm x 695mm x 610mm) 5005714
<input type="checkbox"/>	➔ MOBILE WITH SHELF	32-1/8" x 27-15/16" x 24-9/16" (815mm x 709mm x 624mm) 5005717
<input type="checkbox"/>	➔ MOBILE WITH PAN SLIDES & SHELF	32-1/8" x 27-15/16" x 24-9/16" (815mm x 709mm x 624mm) 5005718
<input type="checkbox"/>	➔ STATIONARY	38-13/16" x 33-15/16" x 37-1/2" (986mm x 861mm x 952mm) 5007698
<b>WOOD CHIPS</b> — BULK PACK 20 lb (9 kg)		
<input type="checkbox"/>	➔ Apple..... WC-22543	<input type="checkbox"/>
<input type="checkbox"/>	➔ Cherry..... WC-22541	<input type="checkbox"/>
<input type="checkbox"/>	➔ Hickory.....WC-2829	<input type="checkbox"/>
<input type="checkbox"/>	➔ Maple..... WC-22545	