

COMBITHERM®



ITEM NO. _____

10•10^{ES}
COMBIoven™



MODEL 10•10ES DELUXE
CAPACITY OF TEN (10) FULL-SIZE OR GN 1/1 PANS,
TEN (10) HALF-SIZE SHEET PANS

- Cook by internal product temperature or time with temperature variable steam, convection heat, or a combination of both to roast, steam, bake, or oven-fry in a single piece of equipment.
- Provides increased food quality and expands menu options while increasing production efficiency and speed by as much as 70-percent compared to conventional cooking methods.
- EcoSmart™ technology reduces energy cost by using less electricity and water during both normal operation and the cleaning function.
- Gold-n-Brown™ feature provides the operator with the ability to add additional product color.
- CombiClean™ feature uses scrubbing jets of water for fully automatic cleaning. Use either commercial-strength CombiClean Tablets or Combitherm Cleaning Liquid Spray.
- Standard and Deluxe control offers additional moisture injection, Delta-T cooking, multiple language display, and other features.
- Enhanced safety feature includes automatic steam venting immediately before cooking time expires. (U.S. Pat. 7,282,674)

SHORT FORM SPECIFICATIONS:

Provide Alto-Shaam Combitherm® counter-top Model 10•10ES electric CombiOven designed with EcoSmart™ technology for reduced energy and water usage and include operational modes for steam, convection, and a combination of steam and convection heat. Standard features to include patented automatic steam venting; Gold-n-Brown™ browning function; and a self-adjusting, flush-mounted rotary door handle with a steam venting safety stop. Control to include 2-speed fan, cool-down function, and automatic decalcification. Oven is to be constructed of 18 gauge stainless steel, include an attached spray hose with backflow preventer, and automatic cleaning function. The oven is to accommodate up to 10 half-size sheet pans or 10 full-size hotel pans, and standard right-hand door hinging.

STANDARD CONTROL: To include removable quick-connect internal product temperature probe in the oven interior.

DELUXE CONTROL: To include removable quick-connect internal product temperature probe in the oven interior and programming capability with Rapid-Touch™ operational quick-keys.

S-CONTROL: To include removable quick-connect internal product temperature probe in the oven interior as an option.

MODELS:

- 10•10ES: STANDARD
- 10•10ES: DELUXE
- 10•10ES: S-CONTROL

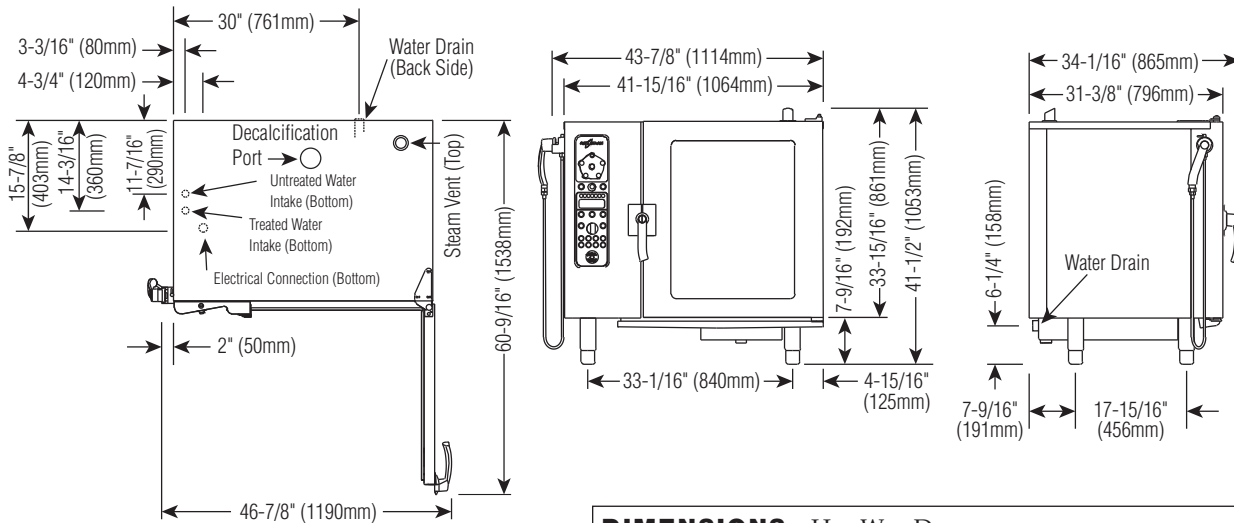
STANDARD FEATURES AND ACCESSORIES

- Five (5) stainless steel shelves
- Two (2) stainless steel side racks with
Ten (10) non-tilt pan support rails
21-1/16" (535mm) horizontal width between rails
2-5/8" (65mm) vertical spacing between rails
- Four (4) removable adjustable legs
- One (1) hand-held shower with backflow preventer PATENT PENDING
- One (1) flush-mounted rotary door latch with steam venting position
- Single-point detachable temperature probe (OPTIONAL ON S-CONTROL MODELS)



W164 N9221 Water Street • P.O. Box 450 • Menomonee Falls, Wisconsin 53052-0450 • U.S.A.
PHONE: 262.251.3800 800.558.8744 U.S.A./CANADA FAX: 262.251.7067 800.329.8744 U.S.A. ONLY
www.alto-shaam.com





INSTALLATION REQUIREMENTS

Oven must be installed level.
Hood installation is required.
Water supply shut-off valve and back-flow preventer.

DIMENSIONS: H x W x D	
EXTERIOR:	41-1/2" x 43-7/8" x 34-1/16" (1053mm x 1114mm x 865mm)
EXTERIOR WITH RETRACTABLE DOOR:	41-1/2" x 47-7/8" x 34-1/16" (1053mm x 1216mm x 865mm)
INTERIOR:	27" x 23-1/2" x 21-1/16" (685mm x 597mm x 535mm)

WATER REQUIREMENTS

TWO (2) COLD WATER INLETS - DRINKING QUALITY

ONE (1) TREATED WATER INLET: 3/4" NPT*
ONE (1) UNTREATED WATER INLET: 3/4" NPT*
LINE PRESSURE: 30 to 90 psi 2.8 to 6.2 bar

WATER DRAIN: 1-1/2" CONNECTION WITH AIR GAP

* Can manifold off of one 3/4" line.

WATER QUALITY MINIMUM STANDARDS	
USING A WATER SUPPLY NOT MEETING ALTO-SHAAM'S MINIMUM WATER QUALITY STANDARDS WILL VOID THIS WARRANTY. It is the responsibility of the purchaser to ensure that incoming water supply is compliant with the specifications listed through adequate treatment measures. Installation of the CombiGuard™ Water Filtration System is recommended, but this system may not address all water quality issues present.	
Contaminant	Inlet Water Requirements (untreated water)
Free Chlorine	Less than 0.1 ppm (mg/L)
Hardness	Less than 3 gpg (52 ppm)
Chloride	Less than 30 ppm (mg/L)
pH	7.0 to 8.5
Alkalinity	Less than 50 ppm (mg/L)
Silica	Less than 12 ppm (mg/L)
Total Dissolved Solids (tds)	Less than 60 ppm

CLEARANCE REQUIREMENTS

LEFT: 6" (152mm) PLUS SERVICE ACCESS: 18" (457mm) RECOMMENDED
20" (508mm) FROM HEAT PRODUCING EQUIPMENT

RIGHT: 4" (102mm) TOP: 20" (508mm) FOR AIR MOVEMENT

BACK: 4" (102mm) BOTTOM: 5-1/8" (130mm) FOR LEGS

COUNTER-TOP INSTALLATIONS MUST MAINTAIN 4" (102mm) MINIMUM CLEARANCE FROM COUNTER SURFACE.

ELECTRICAL (DEDICATED CIRCUIT REQUIRED)						
	VOLTAGE	PHASE	CYCLE/HZ	AWG	AMPS	kW
208-240	at 208	1*	60	2 Wire plus ground	67.0	13.9
	at 240			AWG 3	77.0	18.4
208-240	at 208	3	60	3 Wire plus ground	38.5/ph	13.9
	at 240			AWG 6	44.0/ph	18.4
380-415	at 380	3	50	4 Wire plus ground	21.5/ph	13.9
	at 415			AWG 10	25.6/ph	18.4
440-480	at 440	3*	60	3 Wire plus ground	20.0/ph	15.4
	at 480			AWG 8	22.0/ph	18.4

* ELECTRICAL SERVICE CHARGE APPLIES

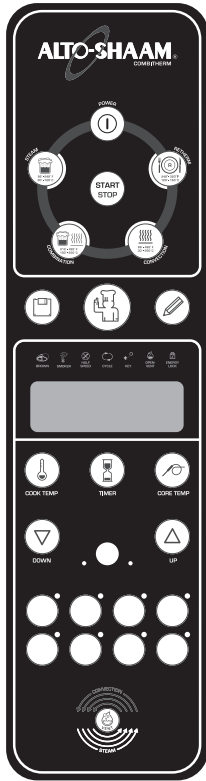
WEIGHT		CAPACITY	
NET	385 lb (175 kg)	FULL-SIZE PANS:	20" x 12" x 2-1/2"
SHIP	525 lb (238 kg)	GN 1/1:	530 x 325 x 65mm
		GN 2/1:	650 x 530 x 65mm
CRATE DIMENSIONS: (L x W x H)		HALF-SIZE SHEET PANS:*	18" x 13" x 1"
53" x 45" x 49"		ON WIRE SHELVES ONLY	
(1346 x 1143 x 1245mm)		120 lb (54 kg) MAXIMUM	
		VOLUME MAXIMUM: 75 QUARTS (95 LITERS)	

* ADDITIONAL WIRE SHELVES REQUIRED FOR MAXIMUM CAPACITY

Deluxe Control

(PICTURED)

The Combitherm deluxe control includes all the operational functions of the standard control and adds a programming function. Program memory can accept up to 250 procedures, each with up to 20 steps in any combination of cooking modes. The deluxe control also features a set of 8 Rapid-Touch™ keys to assign frequently used programs to cook at the touch of a single button.



Standard Control

The Combitherm standard control includes all operational functions shown to steam, bake, and roast by time or internal product temperature. The control features the Gold-n-Brown™ automatic browning function, a Retherm Mode for plate regeneration, plus a wide variety of auxiliary functions and operational settings. This control is offered for operators that do not require programming capability.



S-Control

The Combitherm S-Control includes all basic combination oven operational modes with the use of rotary dials. The S-Control also features the Gold-n-Brown™ automatic browning function, an automatic cleaning setting, an oven cool-down function, and a half-speed fan position. S-Control models can also be furnished with a Core Temperature option package.



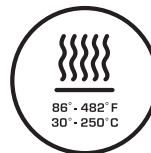
Steam Mode

Automatic steaming at 212°F (100°C)
Quick steaming between 213°F and 248°F (101°C and 120°C)
Low temp steaming between 86°F and 211°F (30°C and 99°C)




Combination Mode

Steam and convection cooking with a temperature range of 212°F to 482°F (100°C to 250°C)



Convection Mode

Cooking without steam at a temperature range of 86°F to 482°F (30°C to 250°C)



Retherm Mode

Food or plated meal reheating with automatic steam injection at a temperature range of 248°F to 320°F (120°C to 160°C)



Core Temperature Mode

Cooking by sensing internal product temperature in any selected cooking mode



Gold-n-Brown™

An automatic browning function to be set or programmed as needed to add additional product color in the combination or convection mode of operation.



FACTORY INSTALLED OPTIONS

(MAY REQUIRE ADDITIONAL LEAD TIME)

Recessed Door

INCREASES OVEN WIDTH BY 4" (102mm)

Left-Hand Door Swing

INCREASES OVEN WIDTH BY 1" (25mm)

Single-point removable temperature probe (PATENT PENDING)

INCLUDED ON STANDARD AND DELUXE OVENS

OPTIONAL ON S-CONTROL OVENS [5005679]

Multi-point, hard-wired internal product temperature probe [5005678]

NOT AVAILABLE ON OVENS WITH S-CONTROL

Security Devices FOR CORRECTIONAL FACILITY USE

EXCLUDES TEMPERATURE PROBE

Additional Security Options

ANTI ENTRAPMENT DEVICE [5011081]

CONTROL PANEL SECURITY COVER [5011080]

HASP DOOR LOCK (PADLOCKS NOT INCLUDED) [5011079]

SEISMIC LEG PACKAGE (FOR BOLTING TO THE COUNTERTOP) [5011135]

TAMPER-PROOF SCREW PACKAGE FOR OVEN [5011082]

Ventless Hood VHes-10 [5011181]

NOT AVAILABLE ON STACKED COMBINATIONS

Stacking Combinations

MUST BE SPECIFIED AT TIME OF ORDER

SEE INDIVIDUAL STACKING COMBINATION SPECIFICATIONS SHEETS

6•10ES OVER 10•10ES, STATIONARY

6•10Esi OVER 10•10ES, STATIONARY

ADDITIONAL MOBILE STACKING BASE

10•10ES OVER ASC-4E, STATIONARY [5007016]

Computer Software Options [5005676]

Not available on S-Control Models.

REFER TO HACCP SPECIFICATION SHEET #9015

FOR APPLICABLE PART NUMBERS

HACCP Documentation

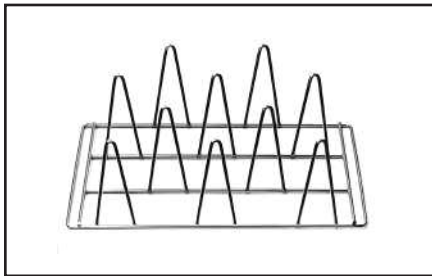
HACCP Documentation with Kitchen Management



Wireless HACCP Documentation with Kitchen Management



IEEE 802.11b STANDARDS




Ten (10) Chicken Roasting Rack
SH-22634



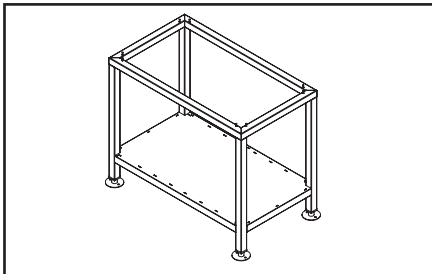
Six (6) Chicken Roasting Rack
(PAN NOT INCLUDED) SH-23000



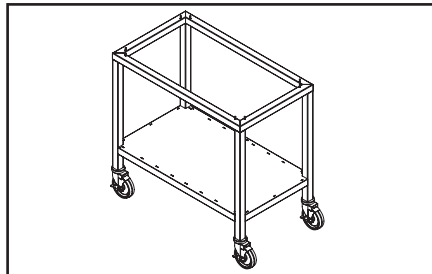
Fry Basket BS-26730



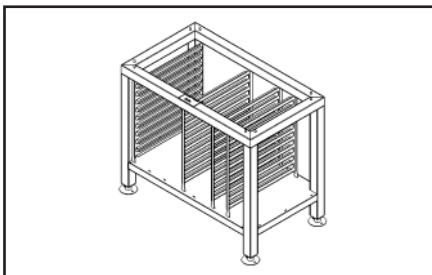
Grilling Grate SH-26731



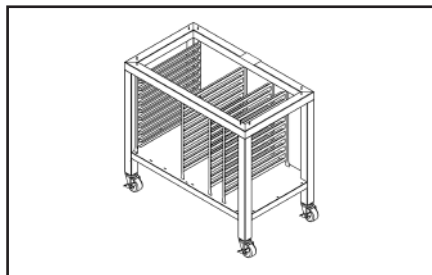
Stationary Stand with Shelf
5006184



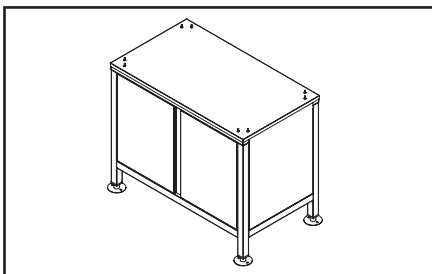
Mobile Stand with Shelf
5006188



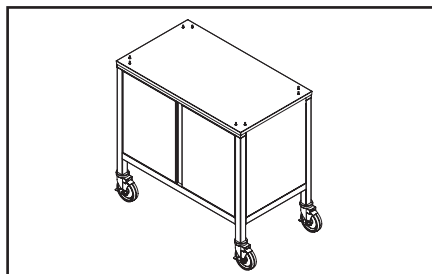
Stationary Stand with Pan Slides & Shelf
5006185



Mobile Stand with Pan Slides & Shelf
5006189



Stationary Stand with Shelf & Skirt
5006186



Mobile Stand with Shelf & Skirt
5006190



OPTIONS & ACCESSORIES		
<input type="checkbox"/>	CHICKEN GREASE TRAY WITH DRAIN: 1-1/2" (38mm) DEEP	4757
CHICKEN ROASTING RACKS:		
<input type="checkbox"/>	6 CHICKEN CAPACITY — FITS FULL-SIZE PAN: 3 RACKS PER OVEN	SH-23000
<input type="checkbox"/>	8 CHICKEN CAPACITY — FITS FULL-SIZE PAN: 3 RACKS PER OVEN	SH-23619
<input type="checkbox"/>	10 CHICKEN CAPACITY — FITS IN SIDE RACKS: 3 RACKS PER OVEN	SH-22634
<input type="checkbox"/>	COMBIGUARD™ TRIPLE-GUARD WATER FILTRATION SYSTEM (INCLUDES 1 CARTRIDGE)	FI-23014
<input type="checkbox"/>	COMBIGUARD™ REPLACEMENT FILTER	FI-26356
<input type="checkbox"/>	COMBITHERM CLEANING LIQUID — SPECIALLY FORMULATED FOR COMBITHERM OVENS	
	➔ TWELVE (12) CONTAINERS/CASE, 1 QUART (C. 1 LITER) EACH	CE-24750
<input type="checkbox"/>	COMBICLEAN™ TABLETS — SPECIALLY FORMULATED FOR COMBITHERM OVENS	
	➔ 90 PACKETS EACH CONTAINER - MUST BE ORDERED IN EVEN QUANTITIES OF TWO (2) OR MORE	CE-28892
<input type="checkbox"/>	FRY BASKET, 12" x 20" (325mm x 530mm)	BS-26730
<input type="checkbox"/>	GRILLING GRATE, 12" x 20" (325mm x 530mm)	SH-26731
<input type="checkbox"/>	SCALE FREE™ (CITRUS BASED, NON-CORROSIVE DELIMING PRODUCT)	CE-27889
<input type="checkbox"/>	SERVICE START-UP CHECK AVAILABLE THROUGH AN ALTO-SHAAM FASTEAM CENTER	SPECIFY AS REQUIRED
<input type="checkbox"/>	SHELF, STAINLESS STEEL WIRE	SH-2903
STAND, STAINLESS STEEL (H X W X D):		
<input type="checkbox"/>	➔ STATIONARY WITH SHELF	29-7/16" x 35-7/16" x 20-5/16" (747mm x 900mm x 516mm) 5006184
<input type="checkbox"/>	➔ STATIONARY WITH PAN SLIDES & SHELF	29-7/16" x 35-7/16" x 20-5/16" (747mm x 900mm x 516mm) 5006185
<input type="checkbox"/>	➔ STATIONARY WITH SHELF & SKIRT	29-7/16" x 35-7/16" x 20-5/16" (747mm x 900mm x 516mm) 5006186
<input type="checkbox"/>	➔ STATIONARY WITH PAN SLIDES, SHELF, & SKIRT	29-7/16" x 35-7/16" x 20-5/16" (747mm x 900mm x 516mm) 5006187
<input type="checkbox"/>	➔ MOBILE WITH SHELF	32-1/16" x 35-7/16" x 20-5/16" (815mm x 900mm x 516mm) 5006188
<input type="checkbox"/>	➔ MOBILE WITH PAN SLIDES & SHELF	32-1/16" x 35-7/16" x 20-5/16" (815mm x 900mm x 516mm) 5006189
<input type="checkbox"/>	➔ MOBILE WITH SHELF & SKIRT	32-1/16" x 35-7/16" x 20-5/16" (815mm x 900mm x 516mm) 5006190
<input type="checkbox"/>	➔ MOBILE WITH PAN SLIDES, SHELF, & SKIRT	32-1/16" x 35-7/16" x 20-5/16" (815mm x 900mm x 516mm) 5006191
<input type="checkbox"/>	➔ STATIONARY	37-3/4" x 35-7/16" x 20-5/16" (957mm x 900mm x 516mm) 5006181