



TENDER SELECT® STAINLESS STEEL ROAST & HOLD OVENS



Model HRHR44W6
with standard, reversible doors

**STANDARD
&
UNIVERSAL
PAN SIZES**

SPECIFICATIONS

Tender Select cabinets are constructed of stainless steel inside and out with an aluminum base and feature fully insulated top, sides, base and doors.

Tender Select cabinets feature a 2-quart water pan for a touch of humidity.

Tender Select cabinets are available in Full-Size, Half-Size or Undercounter models. Half-Size cabinets may be ordered stacked with Temper or over Climate Select cabinets to provide two separate, unique environments.

Top mounted convection heating system produces uniform temperature and humidity throughout by a side air tunnel system even when the door is open.

Temperatures range from 145°-250°F (63°-121°C) and features include solid state controls with digital display, 99-hour roast timer and hold function.

Standard features include field-reversible doors, lift-off, self-closing hinges, magnetic door gaskets and latch, cool-touch handles, radius corners, front end pull grips, heavy-duty 5" plate-type casters and removable water pan for added moisture.

Standard models feature fixed slide spacing on 1 1/2" increments (38mm) and accommodates 18"x26" or 18"x13" pans.

Universal models feature adjustable slide spacing on 1 1/2" increments (38mm) and accommodate 18"x26" pans and/or 18"x13" pans and/or 12"x20" pans.

Limited 2 year parts, 1 year labor warranty.

Job _____ Item # _____

ROAST & HOLD CABINETS



<input type="checkbox"/> Model HRHR74P34	Full-size	Standard
<input type="checkbox"/> Model HRHR74W12	Full-size	Universal
<input type="checkbox"/> Model HRHR44P16	Half-size	Standard
<input type="checkbox"/> Model HRHR44W6	Half-size	Universal
<input type="checkbox"/> Model HRHR34P12	Undercounter	Standard
<input type="checkbox"/> Model HRHR34W5	Undercounter	Universal
<input type="checkbox"/> Model HRHR82P32	Stacked Set	Standard
<input type="checkbox"/> Model HRHR82W12	Stacked Set	Universal

STANDARD FEATURES

- ☐ Programmable digital display with 99-hour roast timer
- ☐ All stainless steel construction with an aluminum base
- ☐ Fully insulated throughout
- ☐ Side air tunnel systems circulate air evenly
- ☐ Top-mounted convection heat & humidity system maintains even heat, quick pre-heat and rapid recovery
- ☐ Accurate & reliable digital solid-state controls
- ☐ Easy-to-clean radius corners
- ☐ 2-Quart water pan
- ☐ Heavy-duty plate-type casters with 5" hard rubber wheels & front breaks
- ☐ Field-reversible doors with self-closing lift-off hinges, magnetic latches & door gaskets, cool-touch handle & turn knob lock
- ☐ Dutch doors on full-size models
- ☐ Recessed stainless steel side-mounted pull grips
- ☐ 120V, 10.6A, 1ph, 50/60hz
- ☐ 208V, 7.6A, 1ph, 50/60hz
- ☐ 240V, 8.7A, 1ph, 50/60hz
- ☐ Limited 2 year parts - 1 year labor warranty

OPTIONS & ACCESSORIES

- ☐ Internal temperature probe for meat & food
- ☐ Full perimeter bumper and corner bumpers
- ☐ Additional shelves/racks
- ☐ Left-hand hinged doors
- ☐ Pass-through design
- ☐ Doors with tempered glass windows
- ☐ Stainless steel cord wrap
- ☐ Key lock hatch
- ☐ Transport handles
- ☐ 5" polyurethane casters
- ☐ 1/2-Size cabinets may be ordered stacked with Temper Select or over Climate Select

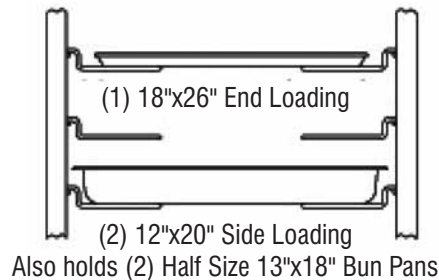
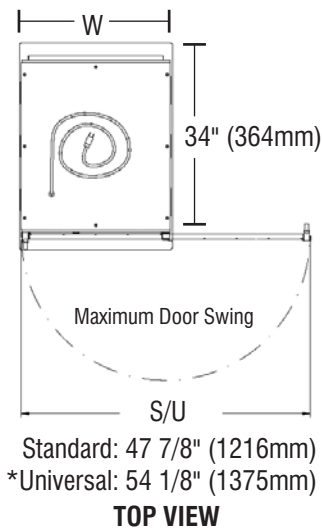
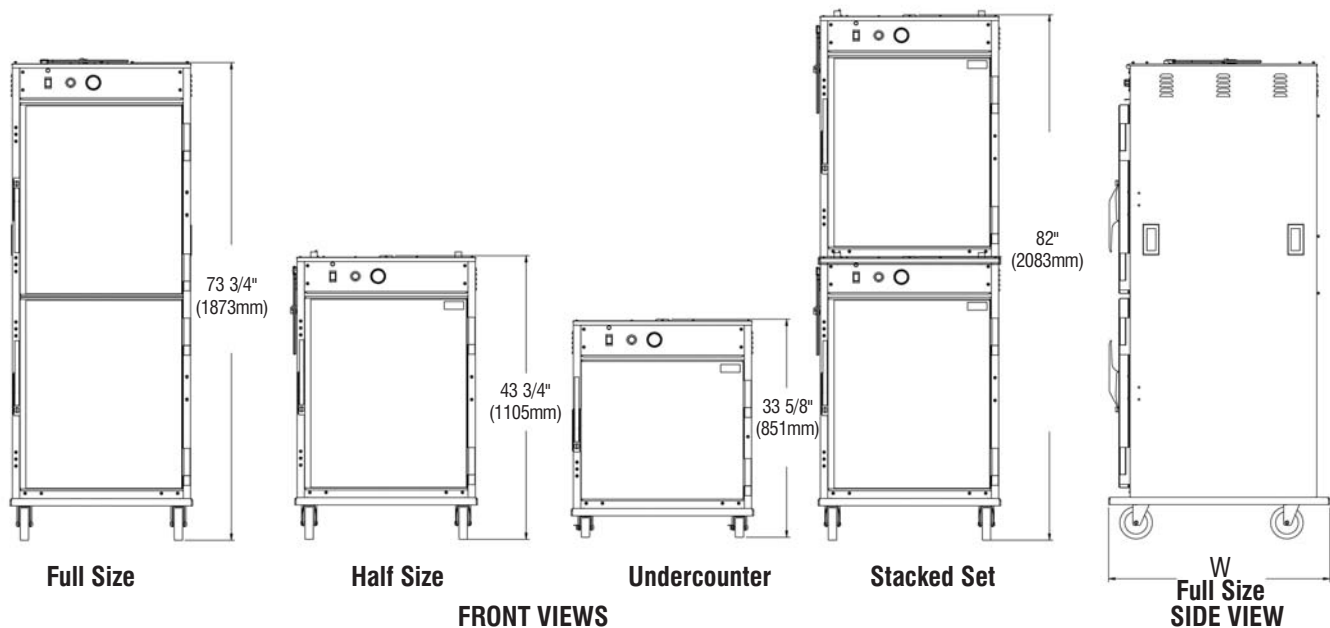
CERTIFICATIONS



BKI North America
2812 Grandview Drive • Simpsonville, SC 29680-0400 USA
Phone: 864.963.3471 • 800.972.6887 • fax: 864.963.5316
www.BKIideas.com

BKI Europe
Theale Technology Centre
Station Road • Theale • Reading • West Berkshire • RG74AA
Telephone: 0870 9904242 • fax: 08709904243





LOADING CAPACITY UNIVERSAL

WIDTH — "W"			
Model	Width		
	Inches	mm	
HRHR74P34	25	635	
HRHR74W12	28 1/8	714	
HRHR44P16	25	635	
HRHR44W8	28 1/8	714	
HRHR34P12	25	635	
HRHR34W5	28 1/8	714	
HRHR82P32	25	635	
HRHR82W12	28 1/8	714	

ALL DIMENSIONS NOMINAL

Continuous product improvement is a policy of BKI/BEVLES. Therefore, specifications and design are subject to change without notice.

SHIPPING INFORMATION										
Model	Carton Size		Carton Dimensions				Shipping Weight			
	Cubic Feet	Cubic Meters	Width		Depth		Height		Lbs	Kilos
			Inches	mm	Inches	mm	Inches	mm		
HRHR74P34	52	1.5	32	813	36	914	73.25	1860	313	137
HRHR74W12	52	1.5	32	813	36	914	73.25	1860	345	157
HRHR44P16	33	1	32	813	34.5	876	44	1120	265	91
HRHR44W8	33	1	32	813	34.5	876	44	1120	229	104
HRHR34P12	33	1	32	813	34.5	876	44	1120	201	91
HRHR34W5	33	1	32	813	34.5	876	44	1120	229	104
* HRHR82P32	33	1	32	813	34.5	876	44	1120	201	91
* HRHR82W12	33	1	32	813	34.5	876	44	1120	229	104

* Stacked Sets ship in separate cartons

CAPACITY				
Model	Side Spacing	# of Positions	Type	# of Shelves Provided
HRHR74P34	1.5"	34	Fixed	34
HRHR74W12	1.5"	34	Adjustable	*12
HRHR44P16	1.5"	16	Fixed	16
HRHR44W8	1.5"	16	Adjustable	*6
HRHR34P12	1.5"	12	Fixed	12
HRHR34W5	1.5"	12	Adjustable	*5
HRHR82P32	1.5"	12	Fixed	12
HRHR82W12	1.5"	12	Adjustable	*5

* Additional Shelves Available

POWER SUPPLY					
Models	Volts	Watts	Amps	Electrical Service	Phase
Standard	120	1274	10.6	15A	50/60
Standard - HW	120	1824	15.2	20A	50/60
Optional	208	1581	7.6	15A	50/60
Optional	240	2092	8.7	15A	50/60

MINIMUM CLEARANCES		
	Inches	mm
Right	0	0
Left	0	0
Rear	0	0

