



Model RHPA-424A

Standard Features:

- Heavy-duty, removable drip pan
- 20,000 BTU/hr. per burner - natural gas
- 17,500 BTU/hr. per burner - propane gas
- Individual burner controls
- Standing pilot for instant lighting
- 3/4" gas regulator
- 4" (102mm) legs with adjustable feet
- Exterior finish - stainless steel front sides, landing ledge and valve cover

Optional Features:

- Stainless steel stand with intermediate shelf
- Casters on stand - swivel type

Specification:

Shall be U.S. Range Regal Hot Plate, Model _____ with total BTU/hr rating of _____ when used with natural/propane gas. Finish is to be stainless steel front and sides.



AVAILABLE MODELS:		TOTAL BTU	SHIPPING INFORMATION	
Model No. US Range (Garland)	Description	Natural/Propane	Lbs/Kg	Cube Dimensions (LxDxH) In(mm)
RHPA-112A (GXHP11)	1 Open Burner - 12"W x 16"D	20,000/17,500	50/23	30 (762) x 13 (330) x 16 (406)
RHPA-212A (GXHP21)	2 Open Burners - 12"W x 28"D	40,000/35,000	73/33	30 (762) x 13 (330) x 16 (406)
RHPA-224A (GXHP22)	2 Open Burners - 24"W x 16"D	40,000/35,000	81/37	30 (762) x 30 (762) x 16 (406)
RHPA-336A (GXHP33)	3 Open Burners - 36"W x 16"D	60,000/52,500	123/56	42 (1067) x 40 (1016) x 26 (660)
RHPA-424A (GXHP42)	4 Open Burners - 24"W x 28"D	80,000/70,000	135/61	30 (762) x 30 (762) x 16 (406)
RHPA-636A (GXHP63)	6 Open Burners - 36"W x 28"D	120,000/105,000	191/87	42 (1067) x 40 (1016) x 26 (660)
RHPA-848A (GXHP84)	8 Open Burners - 48"W x 28"D	160,000/140,000	247/112	54 (1372) x 40 (1016) x 26 (660)

Garland Commercial Industries, Inc.
 185 East South Street
 Freeland, Pennsylvania 18224
 Phone: (570) 636-1000
 Fax: (570) 636-3903

Garland Commercial Ranges Ltd
 1177 Kamato Road, Mississauga, Ontario
 L4W 1X4 CANADA
 Phone: 905-624-0260
 Fax: 905-624-5669

Enodis UK LTD
 Swallowfield Way, Hayes, Middlesex
 UB3 1DQ ENGLAND
 Telephone: 081-561-0433
 Fax: 081-848-0041

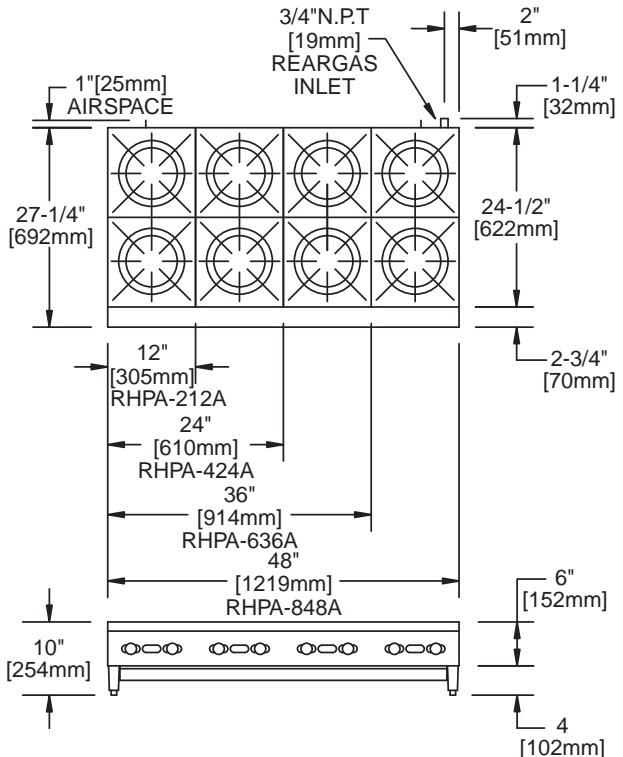
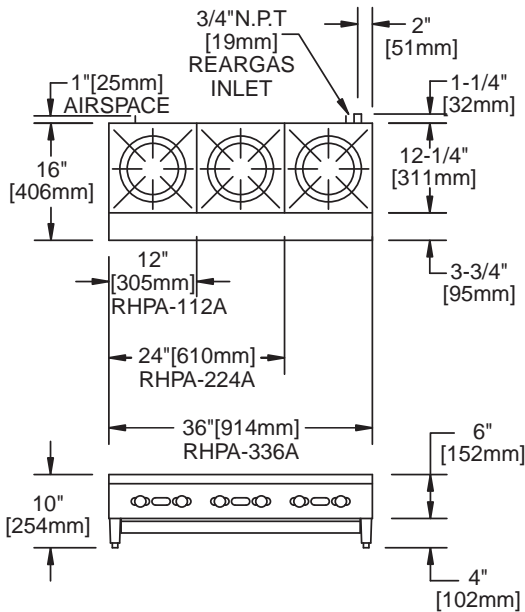
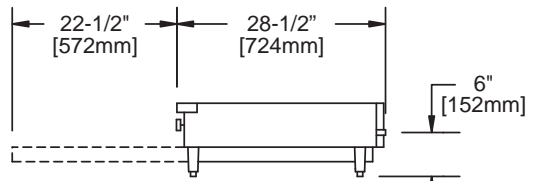
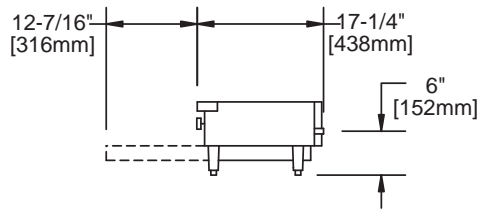


Item #: _____
 Model: RHPA
 Product Name: Regal Series Hot Plates
 Heavy Duty

Model # US Range (Garland)	Dimensions			No. of Burners	Total Nat. Gas BTU	Total Pro. Gas BTU
	Width	Depth	Height			
RHPA-112A (GXHP11)	12"(305mm)	16"(406mm)	10"(254mm)	1	20,000	17,500
RHPA-212A (GXHP21)	12"(305mm)	28"(711mm)	10"(254mm)	2	40,000	35,000
RHPA-224A (GXHP22)	24"(610mm)	16"(406mm)	10"(254mm)	2	40,000	35,000
RHPA-336A (GXHP33)	36"(914mm)	16"(406mm)	10"(254mm)	3	60,000	52,500
RHPA-424A (GXHP32)	24"(610mm)	28"(711mm)	10"(254mm)	4	80,000	70,000
RHPA-636A (GXHP63)	36"(914mm)	28"(711mm)	10"(254mm)	6	120,000	105,000
RHPA-848A (GXHP84)	48"(1219mm)	28"(711mm)	10"(254mm)	8	160,000	140,000

Operating Pressure All Models	
Natural Gas	Propane
5" WC (12.5 Mbar)	10" WC (25 Mbar)
Gas Manifold 3/4" NPT	

Many local codes exist and it is the responsibility of the owner and installer to comply with those codes.



Garland/U.S. Range products are not approved or authorized for home or residential use, but are intended for commercial applications only. Garland / U.S. Range will not provide service, warranty, maintenance or support of any kind other than in commercial applications.