

Infusion Series® Coffee Brewer - Tall

ITEM#

PROJECT

DATE



Features

Infusion Coffee Brewer

- Brews 4.9 to 11.3 gallons (18.5 to 42.8 litres) of perfect coffee per hour.
- Large 3-gallon (11.36 litre) tank provides back-to-back brewing capacity at 120/208-240V applications.
- Dual voltage adaptable. Can operate at 120V/15amp or 120/208-240V/20amp.
- Three brew buttons allow for 3 separate brewing profiles. Two programmable batch switches allow full and half batch brewing.
- Includes overlay kits for customization of brewer interface.
- Easy Pulse interface allows automatic programming of pulse routine.
- BrewWISE® intelligence with pre-infusion and pulse brew for maximum flavor extraction. DBC grinder communicates with brewer through Smart Funnel®.
- Energy-saver mode reduces tank temperature during idle periods.
- Digital display in English/Spanish for easier programming and control. Advertising messages and machine status also displayed. Display capable of showing English or Metric measurements.
- Compatible with BUNNlink®.
- Lower side faucet model available for self-serve locations.

ICB-Tall with 1.5 Gal ThermoFresh® Server

(TF server sold separately)

Dimensions: 34.4"H x 10.0"W x 19.9"D
(87.4cm H x 25.4cm W x 50.5cm D)

For current specification sheets and other information, go to www.bunn.com.

Related Products

Easy Clear® EQHP-10
Product No. : 39000.0004



Easy Clear® EQHP-10L
Product No. : 39000.0001

Single/Dual Filter Pack
Product No. : 20138.0000
Packed per case: 500
Dimensions:
5¼" Base x 4¼" Sidewall
13.3 cm Base x 10.8 cm Sidewall



1 gallon TF Server
Product No.:44000.0000
Product No.:44000.0001
(black)



1.5 gallon TF Server
Product No.:44050.0000
Product No.:44050.0001
(black)



1 gallon Digital TF Server
Product No.:42700.0000
Product No.:42700.0001
(black)



1.5 gallon Digital TF Server
Product No.:42750.0000
Product No.:42750.0001
(black)



Model

ICB-DV Tall

Agency Listing



Dimensions & Specifications

Model	Product #	Volts	Amps	Total Watts	Capacity	Cubic Measure	Shipping Weight	Cord Attached
-------	-----------	-------	------	-------------	----------	---------------	-----------------	---------------

All ICB-DV Tall models share the specifications shown below:

		120	14	1700	4.9 gal/hr	10.1 ft ³	51 lbs	Yes*
		120/208	13.8	2900	8.5 gal/hr			
		120/240	16.8	4050	11.3 gal/hr			

ICB-DV Tall 36600.0005

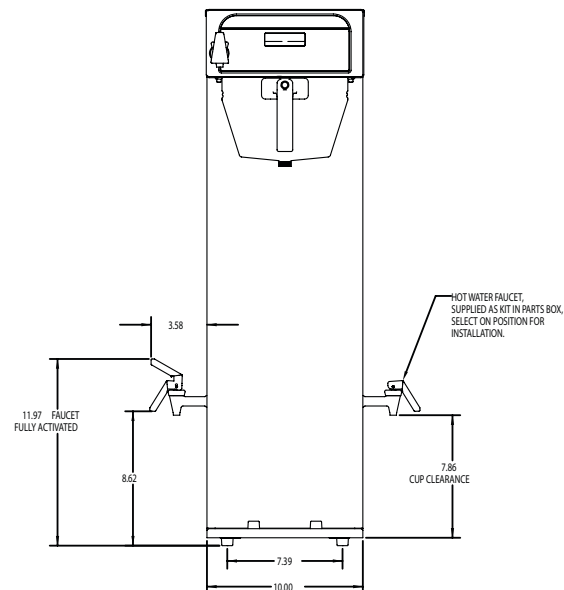
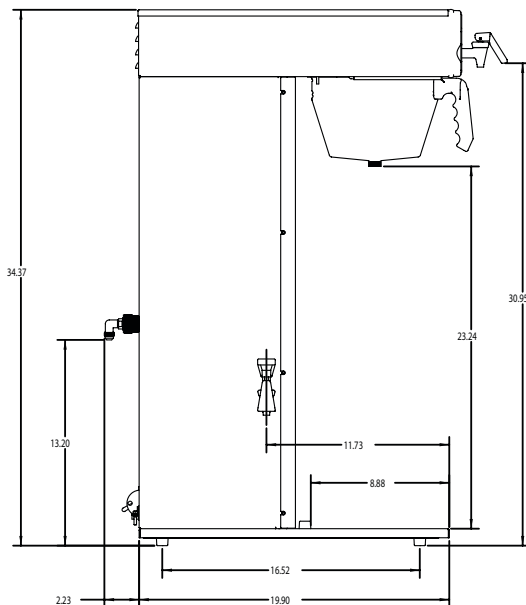
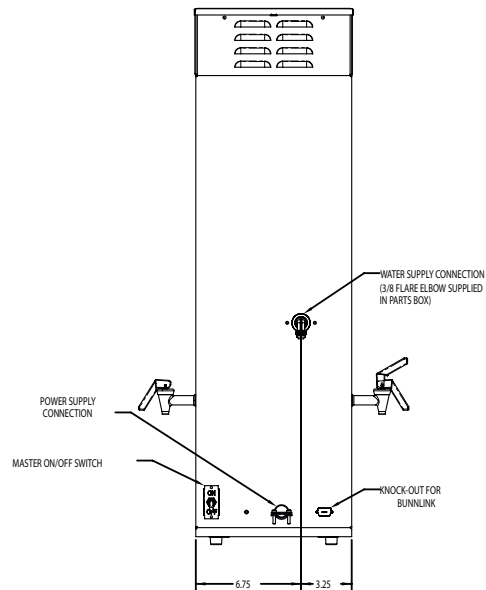
ICB-DV Tall 36600.0015 *lower side faucet self-serve model*

*Power cord (NEMA 5-15P) 15 Amp-120V machine only.

Electrical: 120 volt, 15 amp. models require 2-wires plus ground service rated 120V, single phase, 60 Hz.

If wired for 120/208V or 120/240V, requires 3 wires plus ground service rated 120/208V or 120/240V, single phase, 60Hz. An internal terminal block is configured for connection to a 3-wire plus ground.

Plumbing: 20-90 psi (138-621 kPa). Supplied with $\frac{3}{8}$ " male flare fitting. Requires minimum of .8 gpm water flow.



Bunn-O-Matic® Corporation - 1400 Stevenson Drive Springfield, Illinois 62703 • 800-637-8606 • 217-529-6601 • Fax 217-529-6644 • www.bunn.com

BUNN® practices continuous product research and improvement. We reserve the right to change specifications and product design without notice. Such revisions do not entitle the buyer to corresponding changes, improvements, additions or replacements for previously purchased equipment.

All dimensions shown in inches.